

# Parts Replacement – ICG Saddle




Prepared by: Tim Wang	Date Prepared: 4/20/2015
Time Required: 10 Minutes	Models Affected: Tomahawk IC1 Tomahawk IC2/Matrix IC2 Tomahawk IC3/Matrix IC3 Tomahawk IC5/Matrix IC5 Tomahawk IC7/Matrix IC7

## REQUIRED TOOLS

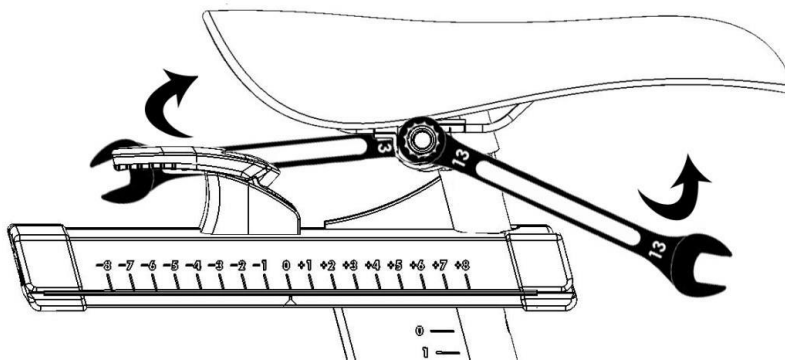
- Two 13mm box end wrenches
- One 13mm hex socket
- One torque ratchet wrench

## PROCEDURE

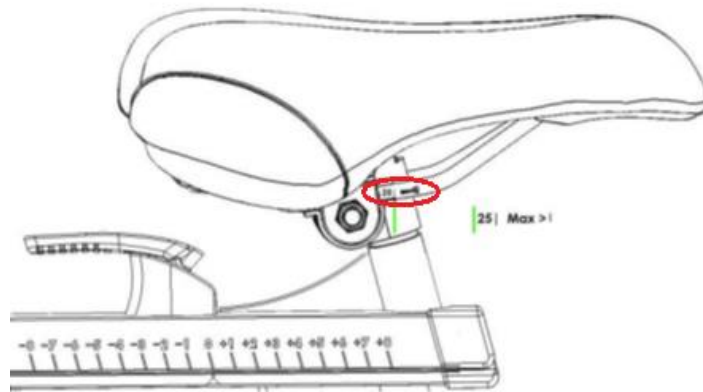
Follow these steps to replace ICG sport saddle **ZMS3000325** with comfort sport saddle ZMS4003466.



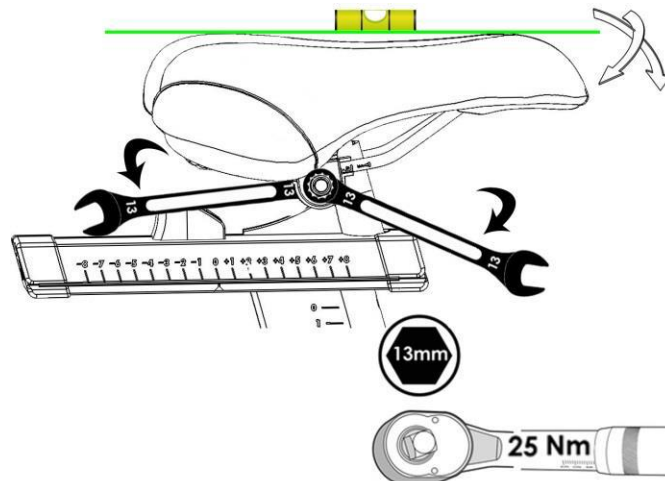
1. Loosen the 13mm nuts on each side of the saddle clamp with the box end wrenches and remove the old sport saddle.



2. Position the rails of the new comfort sport saddle in the saddle clamp until you can see position 25 on the saddle slider.



3. Make sure that the comfort sport saddle is fixed in a level horizontal and vertical position. Use the ratchet to tighten the nuts with at least 25Nm of torque on both sides to make sure the saddle is secure.



4. Briefly ride the cycle to make sure that the seat is securely in place. If the seat moves at all, tighten the nuts further.